





Your vaccination journey



Peninsula
Health



When you
go to get
vaccinated



Where you might go



Chemist



Doctor's
Surgery




Hospital



Vaccination
Hub

What you might see



Mask




Sanitiser




Temperature
Check



Needle



Chairs



Band-Aid


Who you might meet



Doctor



Nurse



Other people getting
vaccinated

Before Vaccination

Step 1. When you arrive with your support person, you will put on your mask and sanitise your hands.

Step 2. Your temperature will be taken.

Step 3. You may have to sit and wait until they are ready.

Step 4. You will meet a nurse or doctor who will give you your vaccination.

Step 5. You and your support person will be taken to a private place to receive your vaccination.

During Vaccination

Step 6. You can choose which arm you'd like your vaccination in.

Step 7. You may need to roll up your sleeve.


Step 8. The nurse or doctor will give you your vaccination, then put a cotton ball or Band-Aid on your arm.

After Vaccination

Step 9. You will need to wait for 15 minutes with your support person.

Step 10. After 15 minutes, the nurse or doctor will check you are feeling well.

Step 11. When you are feeling well, you can then leave with your support person.



Well done
You're now
vaccinated



For more
information visit
peninsulahealth.org.au



**Peninsula
Health**